

JUST
USE A
LITTLE
TLC.



PM FOR YOUR PERK

Rough handling of your handy portable, pocket radio will make it stop talking to you or for you.

It just takes some tender loving care PM to keep it communicating.

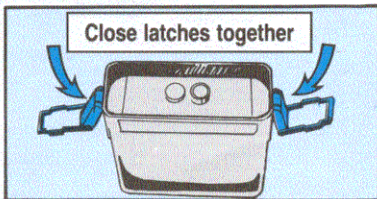
Like, always hold your radio by its body. Never carry it by the whip antenna or you'll pull the wiring loose.

While you have the antenna in mind, never bend the AS-3575 antenna backward. You'll break it. Always fold the antenna toward the concave side.


If you let the handset dangle when it's idle, it'll tug by its own weight or snag on brush. This'll tear the cord loose from the auxiliary control. Put the handset in your pocket or hang it by the clip to your clothing.

Never put a battery in your set with the ON-OFF switch in the ON position. If the radio's left on while you change the battery, a current surge will cause arcing. This will burn out circuits.

After you've replaced the battery, be sure the case latches are closed at the same time. Closing them one at a time will put the case in a bind. This will break a latch or crack the case.

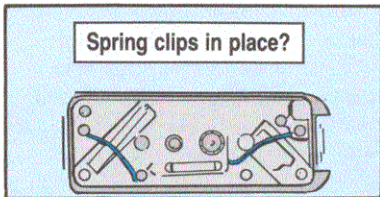


When you're pushing the PUSH-TO-TALK switch keep your fingers off



the microphone screen on the other side of your radio. Too much touching will damage the screen, letting dust and dirt in.

Eyeball the spring clips holding the shorting plug and the alignment tool.



If they're not fastened in place, they'll fall on top of the battery connectors. Then, when the case is closed the battery shorts out, which leads to a battery blast.

Make a more lasting mark while the paint is still on the indicator marks for the frequency code, antenna coupler and transmitter module switches. Put the switches in the "O" position. Then, make an etch on each position with a sharp tool. This'll leave you guides after the paint is worn off.

